


Avit®
DECORATIVE LAMINATES

J A P A N

Avit®
DECORATIVE LAMINATES



Avit®
DECORATIVE LAMINATES




J A P A N

BECAUSE
EVERY INTERIOR
DESIGNS
A LITTLE
FLAIR
OUR
LAMINATES!



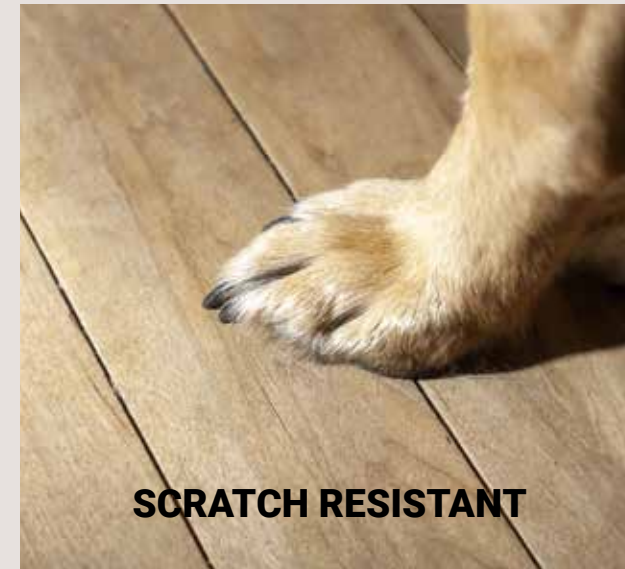
About Collection

Daersped es aut andaecatio. Neque venisqui dolorepedi dolorum apis as que cum rem. Bit, si officii dolupta il imus, temoluptae niene non net liquodit, omnimus etur as estrum nimilibus as idis ex eos qui dolore es as nobistrum quam delluptas vendem. Nequi offictem ilicimi nventio eaquodis eni ium que di re eos estem iuntiam quos dolorit, ut ut quis et es ad et omnisit es et minulparum quiatis magnis dolore net magnis sequi aut debis ea cum ut etusae. Nam que rem. Ut officte exeriti usciae videl inctemperit occat quidit officilique necate min et ersperiate nosam quae. Cim ventorrovid et, ide pe comnis estintis debit lab imoluptam, cones aut harum voluption nos aut ipsunt utas doluptur, tem dit atenisit disimeniae vellit re laut etur molorem facepel ecesci simet eos sum ditatecae et, vent aut inctust magnienis volorposto to earcimaio ipsaerime



FEATURES

Ever wondered how they make such beautiful homes? Answer is here.



STAIN RESISTANT LAMINATES

Our products allow minimal stress and maintenance. We assure our products to be spill and stain resistant ones.



HI-FLEXIBILITY LAMINATES

For the better banding and flexibility we work on bettering every year. With the high level of flexibility, our laminates are suitable for corner applications.



HEAT RESISTANT LAMINATES

It becomes impossible to ignore the beauty and strength of our products. We assure the high levels of heat resistance when applied properly.



EASY TO CLEAN

If something spills, clean it up immediately. Use a dense microfiber cloth or a sponge and gently blot until you absorb whatever has spilled. Don't use too much water or any chemical for cleaning stains.



ANTI-BACTERIAL LAMINATES


When the safety has become the first priority, it is our duty to make sure that the surfaces of your homes are safe too. Avit laminates are safe and bacteria free.



ALL-WEATHER RESISTANT LAMINATES

Weather won't let your home down. Far beyond the beauty they possess, they are tough to fight all extremes of weather.

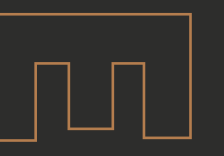
Avit[®]
DECORATIVE LAMINATES



SCAN
QR CODE


GET THE FULL SHEET VIEW

Just a tap and you will be able to see a full sheet view of the product selected. While flipping the pages in the catalogue, you can scan the QR code given beside a particular product. You will get our catalogue in PDF form on your screen. Just tap the product and you will see a full sheet view of the same. Happy choosing to you!





4X8ft FULL SHEET VIEW



ENCHANT

Elevate the shine and status of furniture with our Glossy wood laminates.



528 MG
LUNA CREAM



531 MG
KAKAPO GREEN



DGM-901 GLB
CLOUDY BISQUE



ENCHANT



DGM-906 GLB
<NO DATA FROM LINK>




MG
KAKAPO DARK



MG
LUNA CREAM

4X8ft FULL SHEET VIEW



ENCHANT

Elevate the shine and status of furniture with our Glossy wood laminates.

GLOSS BAMBOO



1790 GLB
<NO DATA FROM LINK>



532 MG
KAKAPO DARK



528 MG
LUNA CREAM

ENCHANT

Elevate the shine and status of furniture with our Glossy wood laminates.




1791 GLB
<NO DATA FROM LINK>




ENCHANT


Elevate the shine and status of furniture with our Glossy wood laminates.



502 GLB
MAJESTIC WHITE



536 GLB
OCEAN MAGIC



521 GLB
BUCK BROWN



532 GLB
KAKAPO DARK



1801 GLB
<NO DATA FROM LINK>



1793 GLB
GOLD CRACK MARBLE

ENCHANT

Elevate the shine and status of furniture
with our Glossy wood laminates.



522 **FLT**
STAPLE GREY



1730 **MG**
ROUGE ROLL



1796 **FLT**
<NO DATA FROM LINK>




1795 **FLT**
APRICOT LINES BROWN



1794 **FLT**
APRICOT LINES

ELEVATED FLUTE



502 FLT
MAJESTIC WHITE



515 FLT
TIN GREY



522 FLT
STAPLE GREY




523 FLT
BELUGA BLACK



511 FLT
SLATE GREY

ENCHANTANT



Elevate the shine and status of furniture with our Glossy wood laminates.



534 FLT
CROCUS BLUE




535 FLT
SPLENDID PURPLE




525 FLT
BERRY WOOD

CHEVRON



E N C H A N T

Elevate the shine and status of furniture with our Glossy wood laminates.



534 SM
CROCUS BLUE


1800 DMT
<NO DATA FROM LINK>

ENCHANT


Elevate the shine and status of furniture with our Glossy wood laminates.



DGM-907 PT
SUMATRA




DGM-912 DZ
ZIGZAG WEAVE



DGM-911 DZ
CROWN WEAVE



DGM-908 PT
CANTERBURY




E N C H A N T



PLASTER



1803 PT
MINTA GREY MARBLE



1804 PT
FOREST GREEN MARBLE



1799 PT
<NO DATA FROM LINK>



1785 PT
EASTERN ELM



1806 DZO
<NO DATA FROM LINK>



1811 DZO
<NO DATA FROM LINK>



E N C H A N T

Elevate the shine and status of furniture with our Glossy wood laminates.



1809 DZO
<NO DATA FROM LINK>



534 SM
CROCUS BLUE



532 SM
KAKAPO DARK



524 SM
BERRY BROWN



526 SM
ACRON

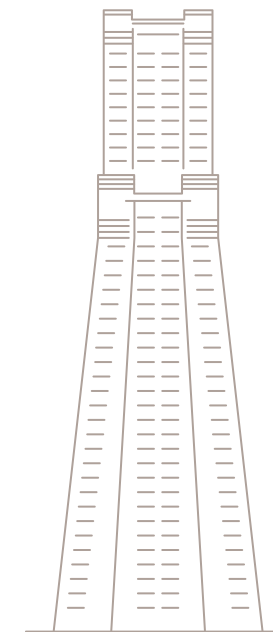


530 SM
LUNA LIGHT



528 SM
LUNA CREAM

E N C H A N T



Elevate the shine and status of furniture with our Glossy wood laminates.



502 SM
MAJESTIC WHITE



515 SM
TIN GREY



522 SM
STAPLE GREY

1807 SM
<NO DATA FROM LINK>

1808 SM
<NO DATA FROM LINK>

ZERO QUARTER ASH



1794 **ZQA**
APRICOT LINES



1796 **ZQA**
<NO DATA FROM LINK>

ENCHANT

Elevate the shine and status of furniture with our Glossy wood laminates.



1820 **ZQA**
<NO DATA FROM LINK>

ENCHANT

Elevate the shine and status of furniture with our Glossy wood laminates.

Elevate the shine and status of furniture with our Glossy wood laminates.



1819 **ZQA**
<NO DATA FROM LINK>




1817 **DZ**
<NO DATA FROM LINK>



1818 **ZQA**
<NO DATA FROM LINK>

ENCHANT

Elevate the shine and status of furniture with our Glossy wood laminates.



1815 ZNWD
<NO DATA FROM LINK>

ZERO NATURAL WOOD



1816 ZNWD
<NO DATA FROM LINK>







1824 MG
<NO DATA FROM LINK>



1822 MG
<NO DATA FROM LINK>

ENCHANT


Elevate the shine and status of furniture with our Glossy wood laminates.



502 DC
MAJESTIC WHITE




517 DC
MARINE CROCODILE



1823 MG
<NO DATA FROM LINK>



1801 MG
<NO DATA FROM LINK>



1793 MG
GOLD CRACK MARBLE




1791 MG
<NO DATA FROM LINK>



1790 MG
<NO DATA FROM LINK>



1803 MG
MINTA GREY MARBLE



1804 MG
FOREST GREEN MARBLE



ENCHANT

Elevate the shine and status of furniture with our Glossy wood laminates.



1735 **MG**
FOREST WOOD TEAK



1733 **MG**
FOREST WOOD




1732 **MG**
FOREST WOOD LIGHT



1825 **MG**
<NO DATA FROM LINK>



1826 **MG**
<NO DATA FROM LINK>





1634 MG
BOSQUE



1633 MG
BOSQUE



1609 MG
COFFEE BEANS



1632 MG
PECAN PALE



1761 MG
CLASSIC WALNUT



1762 MG
CLASSIC WALNUT CHERRY



1777 MG
FINE BIRK LIGHT



1778 MG
CHERRY WOOD

MIRROR GLOSS



532 MG
KAKAPO DARK



517 MG
MARINE CROCODILE



508 MG
MINT GREEN



534 MG
CROCUS BLUE



535 MG
SPLENDID PURPLE

ENCHANT


Elevate the shine and status of furniture with our Glossy wood laminates.





Elevate the shine and status of furniture with our Glossy wood laminates.



528 MG
LUNA CREAM




529 MG
LUNA DARK




533 MG
BERRY BLUSH



504 MG
ROYAL RED




510 MG
GALAH PINK




509 MG
BLOOMING PURPLE



530 MG
LUNA LIGHT



531 MG
KAKAPO GREEN



MIRROR GLOSS




520 MG
SPANNER



521 MG
BUCK BROWN



522 MG
STAPLE GREY



524 MG
BERRY BROWN



526 MG
ACRON



525 MG
BERRY WOOD









527 MG
AMETHYST



512 MG
AMAZING AQUA



536 MG
OCEAN MAGIC



502 MG
MAJESTIC WHITE



515 MG
TIN GREY



503 MG
BRANDED BLACK




511 MG
SLATE GREY



523 MG
BELUGA BLACK

ENCHANT




Elevate the shine and status of furniture
with our Glossy wood laminates.



ENCHANT

Elevate the shine and status of furniture with our Glossy wood laminates.



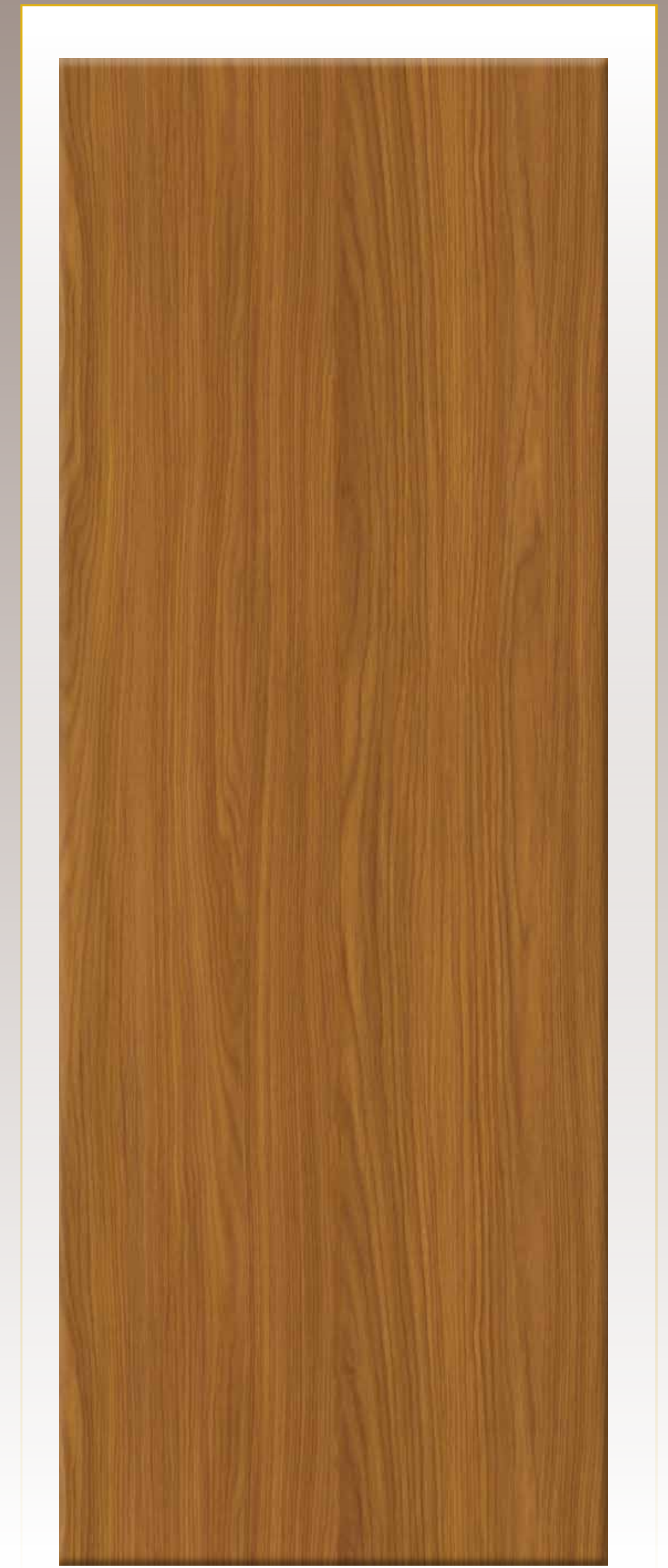
1828 TG
WALNUT SOAR



1827 TG
ALMOND SOAR



1814 TG
<NO DATA FROM LINK>



1829 TG
URBAN WALNUT



1766 OD
WALNUT



1765 OD
NATURAL WALNUT



1763 OD
GREY WALNUT



1764 OD
LIGHT BROWN WALNUT



1768 OD
DARK BROWN WALNUT

BRIGHT VENEER



1761 BV
CLASSIC WALNUT



1762 BV
CLASSIC WALNUT CHERRY



ENCHANT

Elevate the shine and status of furniture with our Glossy wood laminates.



1780 PL
ASH WOOD GREY



1780-HZ PL
ASH WOOD GREY



1779-HZ PL
ASH WOOD



1779 PL
ASH WOOD

BAMBOO



E N C H A N T


Elevate the shine and status of furniture with our Glossy wood laminates.



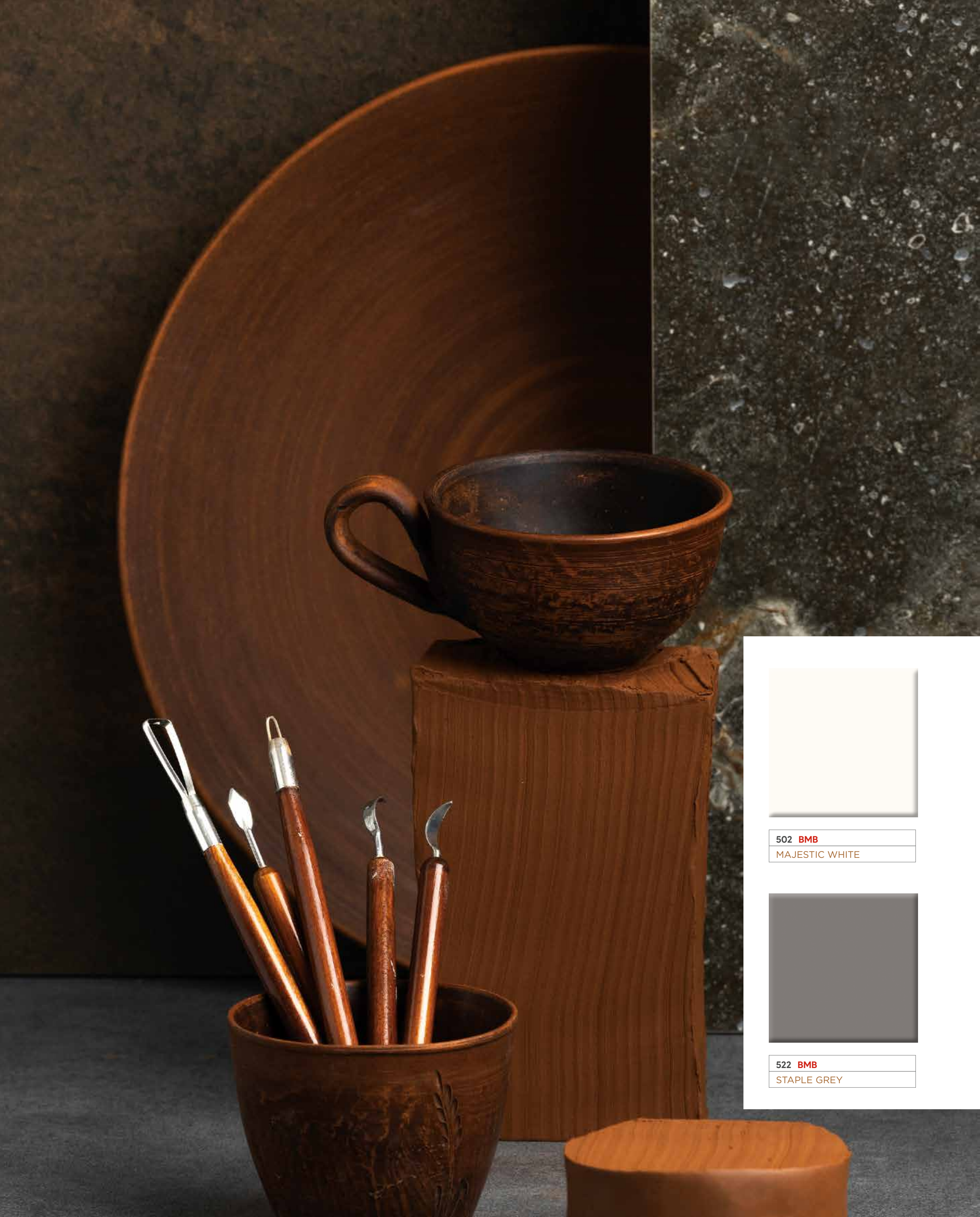
502 **BMB**
MAJESTIC WHITE



522 **BMB**
STAPLE GREY



1802 **BMB**
PIETRA BLACK





1821 BMB
<NO DATA FROM LINK>



E N C H A N T

Elevate the shine and status of furniture with our Glossy wood laminates.



1815 BMB
<NO DATA FROM LINK>




1816 BMB
<NO DATA FROM LINK>



ENCHANT

Elevate the shine and status of furniture with our Glossy wood laminates.



1733 **AFV**
FOREST WOOD



1732 **AFV**
FOREST WOOD LIGHT



1734 **AFV**
FOREST WOOD DARK



1735 **AFV**
FOREST WOOD TEAK


VIBRANT



1782-HZ **VB**
TOUGH TEAK



1781-HZ **VB**
MILD MAPLE



1724-HZ **VB**
BRISK BRUNET



502 **VB**
MAJESTIC WHITE

E N C H A N T

Elevate the shine and status of furniture with our Glossy wood laminates.



PLASTER




1754 **PT**
BRUSHED BLOOM



1755 **PT**
POT BRUSHED



1752 **PT**
RIFT YOUNG PETAL



ENCHANT

Elevate the shine and status of furniture with our Glossy wood laminates.



511 DC
SLATE GREY



1769 DC
DARK BROWN TEAK

DEEP CRACK



1719 DC
FLOURISH FAME LIGHT




1772 OF
LIGHT BROWN TEAK



1770 OF
GREY WOOD TEAK



ENCHANT
Elevate the shine and status of furniture with
our Glossy wood laminates.



1771 OF
NATURAL TEAK



1609 DW
COFFEE BEANS



1727 DW
IMPERIAL TOUCH LIGHT



1728 DW
IMPERIAL TOUCH DARK

ENCHANT

Elevate the shine and status of furniture with our Glossy wood laminates.



1682 JT
CORAL CREAM



1788 JT
JUTE LIGHT



1683 JT
COPPER SACK




1789 JT
JUTE DARK



1725 DW
PECKER ART

HORIZONTAL ASH LINE




1643-HZ HA
TOPAZ TURN



1644-HZ HA
COOL CREAM



1730 MB
ROUGE ROLL



1787 PT
POLE BLOCKS



1609-HZ HA
COFFEE BEANS



1690 **VZ**
UNADORNED BROWN



1656 **VZ**
SKETCH TREE




1773 **VZ**
RAW CUT



1644 **VZ**
COOL CREAM

ENCHANT

Elevate the shine and status of furniture with our Glossy wood laminates.



1609 **VZ**
COFFEE BEANS



1736 **VZ**
PINE CRUST




DESERT

ASH OAK WOOD



ENCHANT

Elevate the shine and status of furniture with our Glossy wood laminates.



1741 DS
ARCH ACUTE



1604 DS
TEAK TURN



1606 DS
SAND CRUSH DARK



1690 AOW
UNADORNED BROWN



1740 AOW
CHOCOLATE BLOCK

MATT HORIZONTAL



ENCHANT



1640-HZ **MT**
MATT MELT



1786-HZ **MT**
HIGH HEM



1639-HZ **MT**
BREAD MATT

DEEP VENZA



1618 DV
ALPINE ART



1617 DV
ALPINE ART LIGHT



1742 DV
KOBICHA KULT



1615 DV
BEAVER DUSK



1616 DV
BEAVER BOLD


ENCHANT

Elevate the shine and status of furniture with our Glossy wood laminates.



1745 **KF**
CLASSIC CUT

1620 **KF**
SANDY CLASSIC




1644 **KF**
COOL CREAM



1768-HZ HO
DARK BROWN WALNUT



1764-HZ HO
LIGHT BROWN WALNUT



1783-HZ HO
WOOD WAVS LINE



1763-HZ HO
GREY WALNUT



1765-HZ HO
NATURAL WALNUT



1766-HZ HO
WALNUT


LIGHT OAK



1809 LO
<NO DATA FROM LINK>

ENCHANT

Elevate the shine and status of furniture with our Glossy wood laminates.



1810 LO
<NO DATA FROM LINK>



Elevate the shine and status of furniture with our Glossy wood laminates.



1604 LO
TEAK TURN



1695 LO
TECTONIC TALE





1606 LO
SAND CRUSH DARK



1826 LO
<NO DATA FROM LINK>

ENCHANT



1775 LO
PINE PURE



1626 LO
RAYAS



1774 LO
SAW WOOD



1776 LO
FINE BIRK



1746 AV
HAZEL HUE



E N C H A N T


Elevate the shine and status of furniture with our Glossy wood laminates.



1798 PT
HEAT GLACIER STONE



1797 PT
BURNT GLACIER STONE



1784 PT
WALL MARBLE

SUEDE FINISH



ENCHANTANT

Elevate the shine and status of furniture with our Glossy wood laminates.



1827 SF
ALMOND SOAR



1828 SF
WALNUT SOAR



1764 SF
LIGHT BROWN WALNUT



1829 SF
URBAN WALNUT

SUEDE FINISH



1763 SF
GREY WALNUT



1765 SF
NATURAL WALNUT



1766 SF
WALNUT



1733 SF
FOREST WOOD



1735 SF
FOREST WOOD TEAK



1741 SF
ARCH ACUTE

ENCHANT

Elevate the shine and status of furniture with our Glossy wood laminates.



1746 SF
HAZEL HUE



1750 SF
FORESTRY FRESH



1732 SF
FOREST WOOD LIGHT



1623 SF
CREAM COAT



1625 SF
PAINT POINT



1695 SF
TECTONIC TALE



1761 SF
CLASSIC WALNUT



1762 SF
CLASSIC WALNUT CHERRY



1715 SF
CUCUBITA LINES



1663 SF
TIGER WOOD



1604 SF
TEAK TURN



1606 SF
SAND CRUSH DARK




1609 SF
COFFEE BEANS



1651 SF
YACHT WAY



1656 SF
SKETCH TREE



1717 SF
APPLE MUSK




1614 SF
BRAZILIAN BLACK



1672 SF
RAISIN DARK

ENCHANT


Elevate the shine and status of furniture with our Glossy wood laminates.




1670 SF
RAISIN ROD



1659 SF
APRICO ALP




501 SF
PURE PEARL



501 MT
PURE PEARL



502 SF
MAJESTIC WHITE




502 MT
MAJESTIC WHITE



515 SF
TIN GREY



521 SF
BUCK BROWN



522 SF
STAPLE GREY



523 SF
BELUGA BLACK



531 SF
KAKAPO GREEN



532 SF
KAKAPO DARK




528 SF
LUNA CREAM



529 SF
LUNA DARK



524 SF
BERRY BROWN



525 SF
BERRY WOOD



526 SF
ACRON



530 SF
LUNA LIGHT



519 SF
CEMENTY



503 SF
BRANDED BLACK



513 SF
PECAN PAIL



511 SF
SLATE GREY



518 SF
TANGY ORANGE




504 SF
ROYAL RED




507 SF
TOWNY TANG



505 SF
BLACK CURRENT




512 SF
AMAZING AQUA




517 SF
MARINE CROCODILE




508 SF
MINT GREEN



509 SF
BLOOMING PURPLE



506 SF
EGYPTIAN EDGE



510 SF
GALAH PINK



514 SF
PANSY BLUE



SILVER SF
<NO DATA FROM LINK>



COPPOR SF
<NO DATA FROM LINK>



BRONZE SF
<NO DATA FROM LINK>



534 SF
CROCUS BLUE

ENCHANT

Elevate the shine and status of furniture with our Glossy wood laminates.



S.No	D.No	Finish	Design Name	P.No
1	501	MT	PURE PEARL	91
2	501	SF	PURE PEARL	91
3	502	MG	MAJESTIC WHITE	12
4	502	MT	MAJESTIC WHITE	91
5	502	SF	MAJESTIC WHITE	91
6	502	VB	MAJESTIC WHITE	30
7	503	MG	BRANDED BLACK	12
8	503	SF	BRANDED BLACK	92
9	504	MG	ROYAL RED	11
10	504	SF	ROYAL RED	92
11	505	SF	BLACK CURRENT	92
12	506	SF	EGYPTIAN EDGE	92
13	507	SF	TOWNY TANG	92
14	508	MG	MINT GREEN	11
15	508	SF	MINT GREEN	92
16	509	MG	BLOOMING PURPLE	11
17	509	SF	BLOOMING PURPLE	92
18	510	MG	GALAH PINK	11
19	510	SF	GALAH PINK	92
20	511	DC	SLATE GREY	31
21	511	MG	SLATE GREY	12
22	511	SF	SLATE GREY	3
23	511	SF	SLATE GREY	92
24	512	MG	AMAZING AQUA	11
25	512	SF	AMAZING AQUA	92
26	513	SF	PECAN PAIL	92
27	514	SF	PANSY BLUE	92
28	515	MG	TIN GREY	12
29	515	OD	TIN GREY	7
30	515	SF	TIN GREY	57
31	515	SF	TIN GREY	91
32	517	MG	MARINE CROCODILE	11
33	517	SF	MARINE CROCODILE	92
34	518	SF	TANGY ORANGE	92
35	519	SF	CEMENTY	92
36	520	MG	SPANNER	12
37	521	MG	BUCK BROWN	12
38	521	SF	BUCK BROWN	3
39	521	SF	BUCK BROWN	91
40	522	MG	STAPLE GREY	12
41	522	SF	STAPLE GREY	91
42	523	MG	BELUGA BLACK	12
43	523	SF	BELUGA BLACK	2
44	523	SF	BELUGA BLACK	58
45	523	SF	BELUGA BLACK	91
46	524	MG	BERRY BROWN	12
47	524	SF	BERRY BROWN	91
48	525	MG	BERRY WOOD	12
49	525	SF	BERRY WOOD	91
50	526	MG	ACRON	12
51	526	SF	ACRON	91
52	527	MG	AMETHYST	12
53	528	MG	LUNA CREAM	12
54	528	SF	LUNA CREAM	2
55	528	SF	LUNA CREAM	91
56	529	MG	LUNA DARK	12
57	529	SF	LUNA DARK	26
58	529	SF	LUNA DARK	91
59	530	MG	LUNA LIGHT	12
60	530	SF	LUNA LIGHT	91
61	531	MG	KAKAPO GREEN	12
62	531	SF	KAKAPO GREEN	91
63	532	MG	KAKAPO DARK	11
64	532	OD	KAKAPO DARK	8
65	532	SF	KAKAPO DARK	26

S.No	D.No	Finish	Design Name	P.No
66	532	SF	KAKAPO DARK	91
67	533	MG	BERRY BLUSH	11
68	534	MG	CROCUS BLUE	11
69	534	SF	CROCUS BLUE	92
70	535	MG	SPLENDID PURPLE	11
71	536	MG	OCEAN MAGIC	11
72	1602	DS	NUTTY BROWN	45
73	1603	DS	NUTTY BLUE	45
74	1604	DS	TEAK TURN	45
75	1604	LO	TEAK TURN	70
76	1604	SF	TEAK TURN	87
77	1606	DS	SAND CRUSH DARK	45
78	1606	LO	SAND CRUSH DARK	70
79	1606	SF	SAND CRUSH DARK	87
80	1609-HZ	HA	COFFEE BEANS	60
81	1609	DW	COFFEE BEANS	35
82	1609	MG	COFFEE BEANS	71
83	1609	SF	COFFEE BEANS	87
84	1609	SPCH	COFFEE BEANS	79
85	1609	VZ	COFFEE BEANS	42
86	1610	AV	SOUL SEPIA	64
87	1610	DV	SOUL SEPIA	54
88	1612	AV	COLLEEN COFFEE	64
89	1614	SF	BRAZILIAN BLACK	88
90	1615	DV	BEAVER DUSK	52
91	1616	DV	BEAVER BOLD	54
92	1617	DV	ALPINE ART LIGHT	53
93	1618	DV	ALPINE ART	53
94	1620	KF	SANDY CLASSIC	61
95	1623	LO	CREAM COAT	67
96	1623	SF	CREAM COAT	86
97	1624	LO	BROWN BUCK	67
98	1624	SF	BROWN BUCK	86
99	1625	LO	PAINT POINT	67
100	1625	SF	PAINT POINT	86
101	1626	LO	RAYAS	66
102	1627	LO	MILKY MIST	69
103	1627	SF	MILKY MIST	89
104	1628	LO	FONCE FLAIR	69
105	1628	SF	FONCE FLAIR	89
106	1629	LO	GRIS BELLEZA	69
107	1630	LO	NUJZ BELLEZA	69
108	1632	MG	PECAN PALE	74
109	1633	MG	BOSQUE	74
110	1634	MG	BOSQUE	73
111	1637	CM	BOLSTER BEAUTY	57
112	1639-HZ	MT	BREAD MATT	76
113	1640-HZ	MT	MATT MELT	76
114	1642	CM	GRANITE GRAY	58
115	1643-HZ	HA	TOPAZ TURN	59
116	1644-HZ	HA	COOL CREAM	60
117	1644	KF	COOL CREAM	61
118	1644	VZ	COOL CREAM	42
119	1646	MG	PRETTY PETAL	82
120	1647	MG	MAGNIFICO	81
121	1648	MG	VOILA	82
122	1649-HZ	HA	HORISUMI HEM	28
123	1649-HZ	HA	HORISUMI HEM	59
124	1649	SF	HORISUMI HEM	89
125	1650	AV	CHESTNUT	63
126	1651	SF	YACHT WAY	88
127	1654	SF	SMOOTH MUSTARD	90
128	1655	SPCH	SHINE STRIPE	79
129	1656	SF	SKETCH TREE	88
130	1657	SF	ITALIA SILK	89

S.No	D.No	Finish	Design Name	P.No
131	1659	SF	APRICO ALP	90
132	1660	SF	WILD WOOD	90
133	1663	SF	TIGER WOOD	86
134	1669	SF	DARK CHOCOLATE	90
135	1670	SF	RAISIN ROD	90
136	1671	SF	DARK DATE	89
137	1672	SF	RAISIN DARK	89
138	1673-HZ	MG	SMOLDER SMUDGE	56
139	1673	AOW	SMOLDER SMUDGE	55
140	1674-HZ	MG	ASH BLARE	56
141	1674	AOW	ASH BLARE	55
142	1677	SPCH	SOLID SURFS	79
143	1682	JT	CORAL CREAM	13
144	1683	JT	COPPER SACK	13
145	1684	FW	CARVE BOARD	77
146	1685	FW	MAPLE MAGIC	77
147	1686	FW	LUXURIANT LEAF	78
148	1687	AOW	VIGOR WHITE	50
149	1688	AOW	SPECKLED SKIN	49
150	1689	AOW	SUPERB SURF	49
151	1690	AOW	UNADORNED BROWN	50
152	1690	VZ	UNADORNED BROWN	44
153	1695	LO	TECTONIC TALE	68
154	1695	SF	TECTONIC TALE	86
155	1696	LO	LUXURIANT LEAF	70
156	1696	SF	LUXURIANT LEAF	86
157	1701	MG	RANDOM RAYS	56
158	1702	MG	THUNDER THUD	56
159	1708	MG	PASTEL PICK	81
160	1712	SF	CREAM WOOD	88
161	1713	SF	ZEBRA STRIPES	88
162	1715	SF	CUCUBITA LINES	90
163	1717	SF	APPLE MUSK	88
164	1718	MT	FACSIMILE	40
165	1719	DC	FLOURISH FAME LIGHT	31
166	1720	DC	FLOURISH FAME LIGHT	32
167	1721-HZ	VB	KINETIC DARK	29
168	1722-HZ	VB	FOREST FIG	29
169	1723-HZ	VB	FOREST FIG BROWN	29
170	1724-HZ	VB	BRISK BRUNET	30
171	1725	DW	PECKER ART	34
172	1727	DW	IMPERIAL TOUCH LIGHT	36
173	1728	DW	IMPERIAL TOUCH DARK	36
174	1729	MB	GALAXY GEM	38
175	1730	MB	ROUGE ROLL	35
176	1730	MB	ROUGE ROLL	37
177	1731	MB	LIMESTONE LUST	37
178	1732	AFV	FOREST WOOD LIGHT	20
179	1732	MG	FOREST WOOD LIGHT	73
180	1732	SF	FOREST WOOD LIGHT	85
181	1733	AFV	FOREST WOOD	20
182	1733	MG	FOREST WOOD	73
183	1733	SF	FOREST WOOD	85
184	1734	AFV	FOREST WOOD DARK	19
185	1734	SF	FOREST WOOD DARK	87
186	1735	AFV	FOREST WOOD TEAK	19
187	1735	MG	FOREST WOOD TEAK	73
188	1735	SF	FOREST WOOD TEAK	85
189	1736	VZ	PINE CRUST	43
190	1740	AOW	CHOCOLATE BLOCK	47
191	1741	AV	ARCH ACUTE	63
192	1741	DS	ARCH ACUTE	46
193	1741	SF	ARCH ACUTE	85
194	1742	DV	KOBICHA KULT	51
195	1743	CM	PEBBLE PEARL	57

S.No	D.No	Finish	Design Name	P.No
196	1744	CM	SHADED SLAB	58
197	1745	KF	CLASSIC CUT	62
198	1746	AV	HAZEL HUE	63
199	1746	SF	HAZEL HUE	85
200	1747-HZ	MT	TAUPE LINES	75
201	1750	SF	FORESTRY FRESH	85
202	1752	PT	RIFT YOUNG PETAL	39
203	1753	MB	WILLOW CHERRY	38
204	1753	PT	WILLOW CHERRY	15
205	1753	PT	WILLOW CHERRY	39
206	1754	PT	BRUSHED BLOOM	16
207	1755	PT	POT BRUSHED	16
208	1756	MB	CORDOVA BLACK	38
209	1761	BV	CLASSIC WALNUT	1
210	1761	MG	CLASSIC WALNUT	71
211	1761	SF	CLASSIC WALNUT	87
212	1762	BV	CLASSIC WALNUT CHERRY	2
213	1762	MG	CLASSIC WALNUT CHERRY	71
214	1762	SF	CLASSIC WALNUT CHERRY	87
215	1763-HZ	HO	GREY WALNUT	23
216	1763	OD	GREY WALNUT	10
217	1763	SF	GREY WALNUT	84
218	1764-HZ	HO	LIGHT BROWN WALNUT	23
219	1764	OD	LIGHT BROWN WALNUT	10
220	1764	SF	LIGHT BROWN WALNUT	84
221	1765-HZ	HO	NATURAL WALNUT	24
222	1765	OD	NATURAL WALNUT	7
223	1765	SF	NATURAL WALNUT	84
224	1766-HZ	HO	WALNUT	24
225	1766	OD	WALNUT	8
226	1766	SF	WALNUT	84
227	1767-HZ	HO	BROWN WALNUT	22
228	1767	OD	BROWN WALNUT	9
229	1768-HZ	HO	DARK BROWN WALNUT	22
230	1768	OD	DARK BROWN WALNUT	9
231	1769	OF	DARK BROWN TEAK	27
232	1770	OF	GREY WOOD TEAK	28
233	1771	OF	NATURAL TEAK	26
234	1772	OF	LIGHT BROWN TEAK	27
235	1773	VZ	RAW CUT	44
236	1774	LO	SAW WOOD	68
237	1775	LO	PINE PURE	68
238	1776	LO	FINE BIRK	66
239	1777	MG	FINE BIRK LIGHT	74
240	1778	MG	CHERRY WOOD	74
241	1779-HZ	PL	ASH WOOD	6
242	1779	PL	ASH WOOD	3
243	1780-HZ	PL	ASH WOOD GREY	6
244	1780	PL	ASH WOOD GREY	4
245	1781-HZ	VB	MILD MAPLE	17
246	1782-HZ	VB	TOUGH TEAK	17
247	1783-HZ	HO	WOOD WAVS LINE	18
248	1784	PT	WALL MARBLE	15
249	1785	PT	EASTERN ELM	14
250	1786-HZ	MT	HIGH HEM	75
251	1787	PT	POLE BLOCKS	13
252	1788	JT	JUTE LIGHT	14
253	1788	JT	JUTE LIGHT	40
254	1789	JT	JUTE DARK	14
255	2750	RZCH	SILVER BLOCKS	80
256	2750	RZCH	SILVER BLOCKS	82
257	2751	RZCH	DIFFERENT	80
258	2752	RZCH	GOLDEN BLOCKS	80
259	2752	RZCH	GOLDEN BLOCKS	81
260	2753	RZCH	PERMANENT JUTE	80

Properties	Specified values as per IS:2046-1995 Type S, HGS	Avit Mica Confirms	Specified Values as per IS:2046-1995 Type S, HGS	Avit Mica Confirms
Thickness	(±5%)	✓	(±10%)	✓
Resistance to Surface Wear	350 (revolutions)	✓	350 (revolutions)	✓
Resistance to immersion in boiling water	10.0 (Maximum)	✓	7.5 (Maximum)	✓
- Mass increase (%)	11.8 (Maximum)		8.5 (Maximum)	
- Thickness increase (%)	Not worse than 4		Not worse than 4	
- Appearance				
Resistance to dry heat 180° c	Not worse than 4	✓	Not worse than 4	✓
Dimensional stability at deviated temperature		✓		✓